







### Specification

Optical Performance	Single Mode	Multi Mode		
Insertion Loss	≤0.20dB	≤0.30dB		
Return Loss	≥45dB(PC)	≥35dB		
	≥50dB(UPC)			
	≥60dB(APC)			
Repeatability	≤0.10dB			
Durability	≤0.2dB typical change, 1000 matings			
Operating Temperature	- 20 ~ +75℃			
Storage Temperature	- 40 ~ +85℃			
Endface Geometry				
Parameter	2.5mm ferrule		1.25mm ferrule	
	UPC	APC	UPC	APC
Radius of Curvature	10~25mm	5~12mm	7~25mm	5~12mm
Apex Offset	0~50•m	0~50•m	0~50•m	0~50•m
Fiber Height	-100~50nm	-100~100nm	-100~50nm	-100~100nm
Angle	--	7.7-8.3degree	--	7.7-8.3degree
3D - Geometry				

### Part No. Legend

000 - 00 - 00 - 00 - 0

MODE	CONNECTOR1	CONNECTOR2	LENGTH	TYPE
OS1	OS1	FC FC	1	SIMPLEX S
OS2	OS2	LC LC	1.5	DUPLEX D
OM1	OM1	SC SC	2	
OM2	OM2	ST ST	3	
OM3	OM3	E2000 E20	5	
OM4	OM4	MTRJ MJ	10	
		FC ANGLED FCA	15	
		LC ANGLED LCA		
		SC ANGLED SCA		
		ST ANGLED STA		